

Guide for Simple Script for Magic Wall

Basic Requirements:


The simple script should only describe the visual presentation of the scene, accompanied by relevant charts or reference images. Additionally, the total number of touchpoints required for the animation should be specified.

These touchpoints will be integrated as line sketches into the initial wallpaper design. These line sketches will remain as fixed elements on the wallpaper, and when a user interacts with these points, the corresponding animation will be triggered.

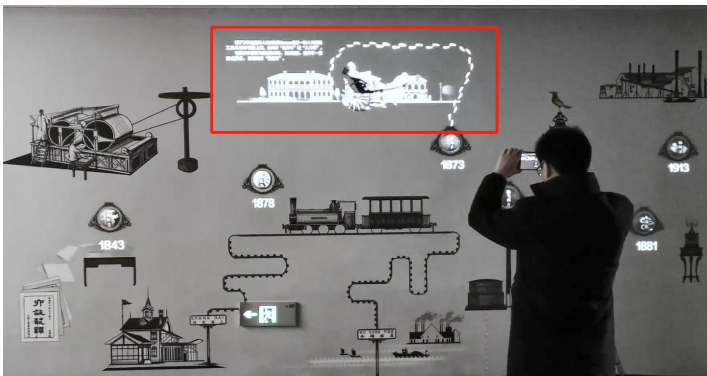
Static Display: This may include representative objects, people, or any other elements relevant to the current node. Our designers will use these elements to create the line sketches. (Due to potential differences in understanding, you are required to provide reference images.)

Dynamic Display: Dynamic displays involve animations extending from static line art, allowing users to delve deeper into the culture.

Nobody touched



When user touched



Example Script Requirements

1. The Birth of the First Automobile (1886)

Static Display: Fixed lines outline Carl Benz's invention of the three-wheeled automobile, displaying the basic design of the gasoline engine.

Touch Interaction: The lines gradually unfold, the car starts and moves slowly,



showcasing the engine operation, with background sound effects of the engine starting.



2. The Revolution of Assembly Lines and Mass Production (1913)

Static Display: The line frame shows the outline of the assembly line for the Ford Model T, with a simple portrayal of the factory.

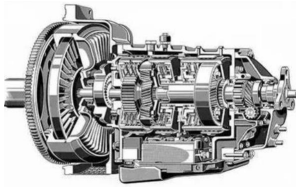


Touch Interaction: The lines gradually unfold, the assembly line starts working, animated figures become busy, and parts come together to reveal a vehicle typical of that era.




3. The Invention of the Automatic Transmission (1940s)

Static Display: A line drawing showcasing a transmission.



Touch Interaction: The lines unfold, showing the working principle of the automatic transmission, with an animation of a vehicle moving smoothly, highlighting the experience of



driving without manual gear shifts.

4. Car Design and Aerodynamics (1960s)

Static Display: Fixed lines display the outline of a streamlined car, with wind trajectories sketched simply to suggest aerodynamic design.



Touch Interaction: The lines unfold, the car accelerates, and wind trajectories are shown through line animations, demonstrating the aerodynamic performance of the vehicle..



5. The Rise of Electric Cars (21st Century)

Static Display: Line frames outline an electric car, showing the position of the battery pack and charging station.



Touch Interaction: The lines unfold, the battery pack glows, the vehicle starts, and the charging process is depicted, showcasing the electric car's power system.



6. The Future of Autonomous Driving (Future Outlook)

Static Display: Lines outline a self-driving car and a futuristic city, simply portraying the external features of the autonomous driving system..



Touch Interaction: The lines unfold, the vehicle drives smoothly, sensors interact with the surroundings, and the safety and efficiency of future autonomous driving technology are highlighted.

